

Att Mr Frank.J.Schlinkmann
m/s Tuftmaster Carpets Pty Ltd,
8 Cope St, Preston . Vic 3072.

TEST REPORT No. 082855

LABORATORY REF: P082855

CUSTOMER REFERENCE

INVISION

Sample description as provided by customer

Order No. 20902

Mass/unit area oz/yd² 1356 g/m² Pile Fibre Content 95% WOOL 5% SOLUTION DYED NYLON

Construction Details Tufted Secondary Backing Jute

Colour BROWN

Style LOOP

Pile Height 5 mm

TEST METHOD AS/ISO 9239.1 2003 Reaction To Fire Tests For Floorings Part 1 Determination of the Burning Behaviour Using a Radiant Heat Source. As required by specification C1.10a of the Building Code of Australia.

Tested in accordance with the Carpet Institute Code of Practice for AS/ISO 9239 Testing Version 10 / 0805.

The test results relate to the behaviour of the test specimens of a product under the particular conditions of the test, they are not intended to be the sole criterion for assessing the potential fire hazard of the product in use. Clause 9 of AS/ISO 9239 Part 1

Conditioning as specified in BS EN 13238.2001

Sample submitted Date 13/9/2008

Test Date 26/9/2008

ASSEMBLY SYSTEM DOUBLE BOND (DOUBLE STICK) details below.

The underlay used was SENSI SLAB it was adhered to the substrate using ROBERTS 656 adhesive. The floor covering was adhered to the underlay using ROBERTS 95SF adhesive.

Substrate : Non-combustible

Substrate - 6mm Fibre Reinforced Cement Board to simulate a Non-Combustible Flooring.

Sample Cleaned as Specified in ISO 11379.1997

Initial Test Specimen 1 Length Direction Critical Radiant Flux 10.1 kW/m²
Specimen 1 Width Direction Critical Radiant Flux 9.3 kW/m²
Full tests carried out in the Width Direction



SPECIMEN	Width #1	Width #2	Width #3	Mean
Critical Radiant Flux (kW/m ²)	9.3	9.5	10.3	9.7
Smoke Development Rate (%.min)	152	118	116	129

The values quoted below are as required by Specification C1.10a Fire Hazard Properties (Floors) of the Building Code of Australia. The Critical Radiant Flux quoted is the value at Flame-Out.

MEAN CRITICAL RADIANT FLUX 9.7 kW/m²

MEAN SMOKE DEVELOPMENT RATE 129 %.min

OBSERVATIONS The samples singed then ignited

	Authorised Signatory M.B. Webb
	Technical Manager 
	DATE 26/9/2008
	Measurement Science and Technology No. 15393

PAGE 1 of 2

Page 2 only shows the time required in seconds for the flame front to reach each time marker, the total test time and the CHF value at 30 minutes (if applicable).

The laboratory allows the use of this page of the report without the use of page 2.

1003 05 07

Pyrometer temperature
 On calibration 576.6 °C
 Start of test run 578.1
 During test run 578.3

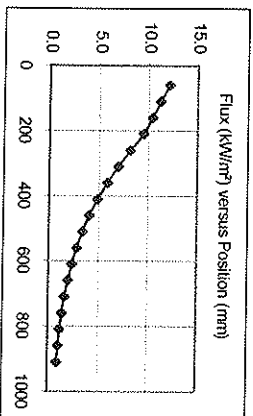
Chamber temperature
 On calibration 99.2 °C
 Start of test run 101.2
 During test run 101.6

Clause 7.2.2 AS/ISO 9239 The pyrometer should be ± 5° of calibration temperature.
 The Chamber temperature should be ±10° of calibration temperature
 The Holding Tension on Specimen Frame was 2 Nm

TIME FOR EACH SPECIMEN TO REACH EACH MARKER IN SECONDS

Specimen	50	60	110	160	210	260	310	360	410	460	510	560	610	660	710	760	810	860
1	132	137	154	196	370	/												
2	134	136	159	190	350													
3	128	130	136	155	/													

FLUX CALIBRATION: FLX08001



TESTS


SMOKE PRODUCTION

BURNING CHARACTERISTICS

Specimen	Maximum Light Attenuation (%)	Smoke Development Rate (%.min)	Burn Length at Flame Out (mm)	Time To Burn Out (s)	Critical Heat Flux at 30min (kW/m²)
Initial Test: Length	51	159	180	769	
Specimen Tests: Width					
1	48	152	220	793	(n/a)
2	43	118	211	752	
3	42	116	170	971	(n/a)
Mean	44	129	200	839	

PAGE 2 of 2

The laboratory does not allow the use of this page of the report without the use of page 1.
 This page alone has no validity under specification C1.10a Fire Hazard Properties (Floors) of the Building Code of Australia.
 2002/05/07 2507



ACCREDITED FOR
**TECHNICAL
 COMPETENCE**

Measurement Science and
 Technology No. 15393

Authorised Signatory
M B Webb
 Date 26/9/2008

